


# CORNELL REDI-PRIME®

**Automatic Priming and Re-Priming.**

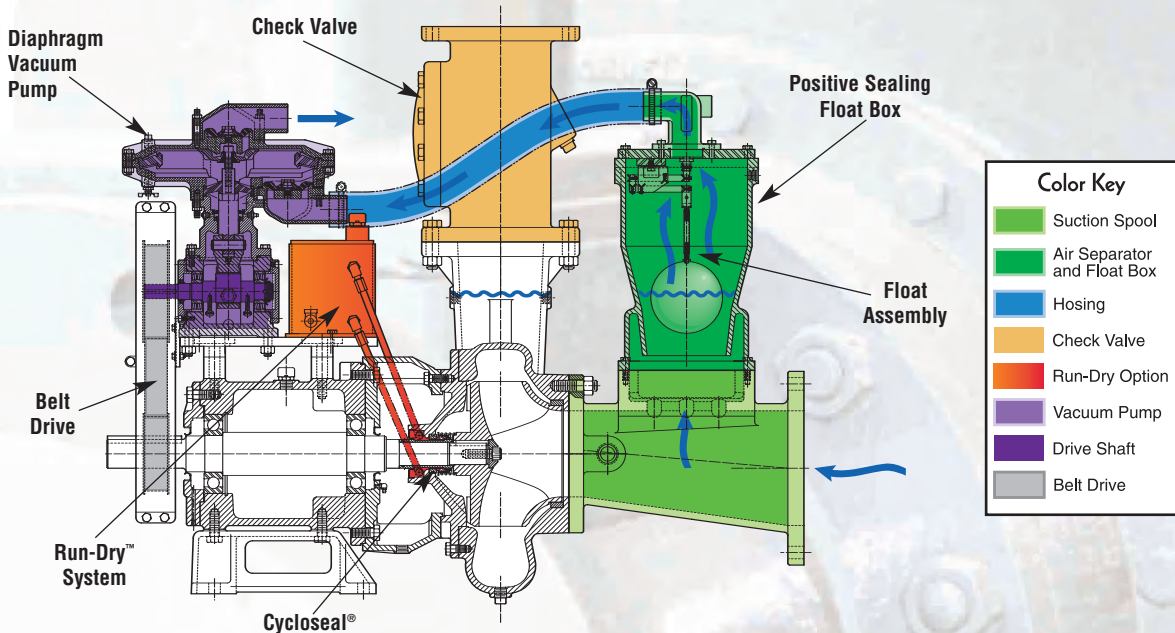
**Heads of up to 470 feet are possible.**

**Valve eliminates any liquid carry over.**

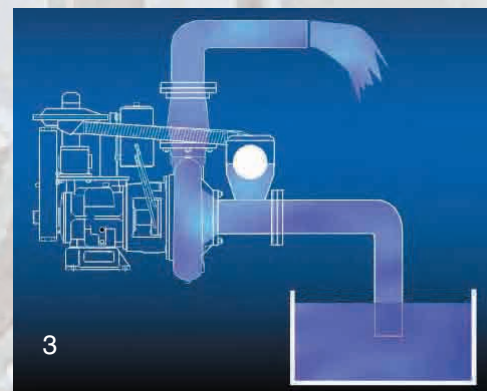
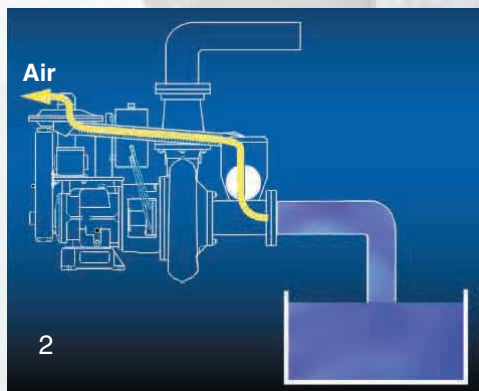
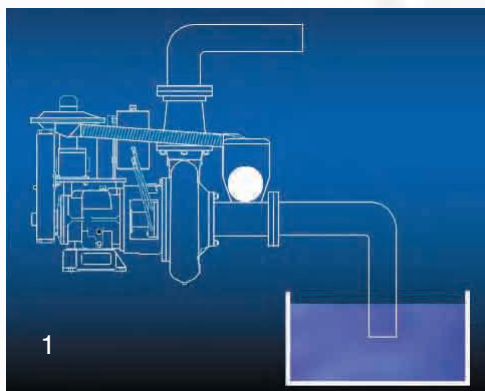


**Suction Lifts of 28 feet are achievable.**

## REDI-PRIME® COMPONENTS



## THE REDI-PRIME® SYSTEM



## EFFICIENCY

In addition to a dependable pump system, today's systems must also be efficient and economical. As energy costs rise, conservation and efficiency of operation become critical issues for customers as they strive to minimize expenses associated with energy consumption. Cornell pumps maintain superb hydraulic operating efficiencies.

The bottom line – Cornell pumps cost less to operate.

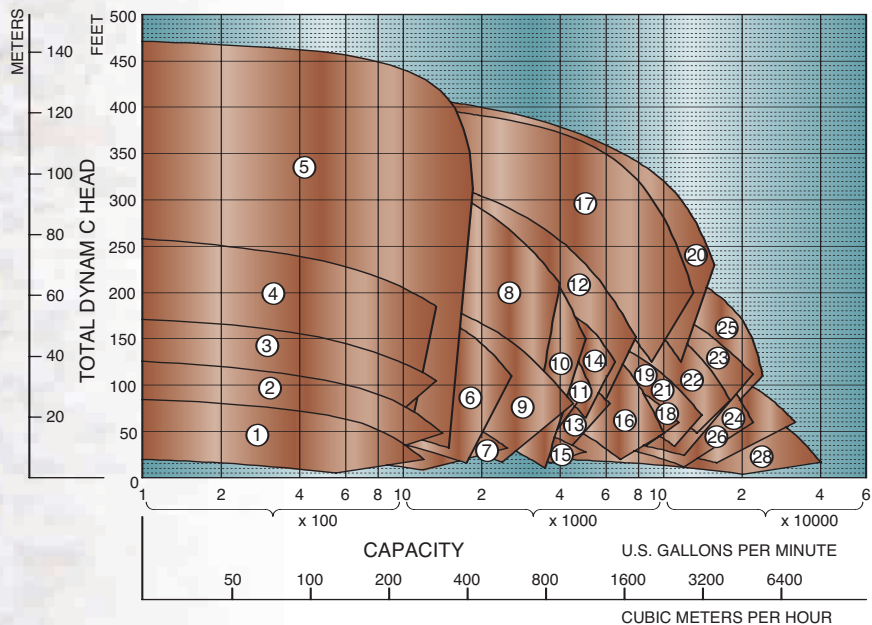
**C**ornell offers the widest range of pump sizes and capacities in the industry. No matter what your requirements are, Cornell can provide you with a package that will fill your needs – Clear Liquid pumps up to 10", Solids Handling pumps up to 30" and Slurry pumps up to 4".

### Pump Options: Solids Handling Pumps

Model	Disch. Size	Max. Cap.	Max. Solids	Max. Head	Max. Suction Lift	RPM
4NNTL	4"	1,450 gpm	3"	175'	25'	2,500
4NNT	4"	1,400 gpm	3"	150'	25'	2,000
4NHTA	4"	1,400 gpm	3"	225'	25'	2,100
4414T	4"	1,400 gpm	3"	350'	25'	2,000
4NHTB	4"	1,600 gpm	3"	425'	25'	2,000
6NHTA	6"	2,700 gpm	3"	280'	25'	2,000
6NNT	6"	2,550 gpm	3"	150'	25'	2,100
6NHTB	6"	4,250 gpm	3.38"	350'	25'	1,800
8NNT	8"	4,500 gpm	3.38"	255'	25'	1,900
8NHTA	8"	5,000 gpm	3.38"	350'	25'	1,800
8NHTH	8"	6,250 gpm	4"	255'	25'	1,200
10NNT	10"	6,300 gpm	4"	340'	25'	1,800
10NHTB	10"	8,000 gpm	4.75"	195'	25'	1,200
10NHTA	10"	6,400 gpm	4.25"	245'	25'	1,200
12NHTL	12"	5,200 gpm	4.25"	140'	25'	1,500
12NNF	12"	8,500 gpm	3"	195'	25'	1,800
12NHG28	12"	12,000 gpm	3.2"	410'	25'	1,200
14NHG	14"	12,000 gpm	4"	210'	25'	1,500
14NHGH	14"	13,500 gpm	4.25"	145'	25'	1,200
14NHG28	14"	15,000 gpm	4.25"	430'	25'	1,200
16NHGH	16"	13,500 gpm	4.25"	175'	25'	1,200
16NHG22	16"	16,500 gpm	4.5"	265'	25'	1,200
18NHG	18"	22,000 gpm	5"	220'	25'	900
18NHFL	18"	26,000 gpm	5"	190'	25'	890
18NHF34	18"	22,000 gpm	4.5"	320'	25'	900
20NHFL	20"	18,000 gpm	5"	116'	25'	720
24NNG	24"	32,000 gpm	5.25"	135'	25'	750
30NNT	30"	38,000 gpm	10.2"	110'	25'	585



### Solids Handling, Enclosed Impeller, Redi-Prime® Curves



#### Redi-Prime® Model

1. 4NNTL
2. 4NNT
3. 4NHTA
4. 4414T
5. 4NHTB
6. 6NHTA
7. 6NNT
8. 6NHTB
9. 8NNT
10. 8NHTA
11. 8NHTH
12. 10NNT
13. 10NHTB
14. 10NHTA
15. 12NHTL
16. 12NNF
17. 12NHG28
18. 14NHG
19. 14NHGH
20. 14NHG28
21. 16NHGH
22. 16NHG22
23. 18NHG
24. 18NHFL
25. 18NHF34
26. 20NHFL
27. 24NNG
28. 30NNT